



1



2

Project Summary

- Glulam & Tensile canopy walkway
- Covered link between Vicinity head office, 5 star hotel & shopping centre
- Sefar Tenara 4T40HF as canopy material
- Approximately 1,000m² plan area and 1,700m² surface area
- Built in, around and over existing operational buildings, and car parks
- Entire construction on suspended slabs above basement parking levels
- Site access and logistics a significant challenge
- Design commences July 2018, Project complete December 2019

Design. Engineer. Fabricate. Install.

3

Design Intent

- Make Architects concept
- Vaulted timber frame
- Minimalist tensile cladding

Design. Engineer. Fabricate. Install.

4

Design Intent

- Several tensile concepts proposed
- Initially conceived as ETFE / PTFE combo

Design. Engineer. Fabricate. Install.

5

Design Intent

- Architects concept was discrete panels
- Pronouncing timber above and below roof line key requirement

Design. Engineer. Fabricate. Install.

6

Design Intent **MakMax**
Australia

Design. Engineer. Fabricate. Install.

7

Design Intent **MakMax**
Australia

- Multiple studies and options
- Seam layout & material options investigated in detail

Design. Engineer. Fabricate. Install.

8

Design Intent **MakMax**
Australia

- CSA Architects final design
- Rationalise componentry
- Integrate walkway with existing works

Design. Engineer. Fabricate. Install.

9

Project Start **MakMax**
Australia

- Hickory selected as clients Builder
- MakMax & Rubner selected as canopy team
- CSA delivery architect, RBG structural engineer

Design. Engineer. Fabricate. Install.

10

Bracing **MakMax**
Australia

- Catenary cables generate large loads
- Tall unbraced columns don't like large lateral loads
- Architects don't like adding bracing – especially at the end

Design. Engineer. Fabricate. Install.


11

Bracing Solution **MakMax**
Australia

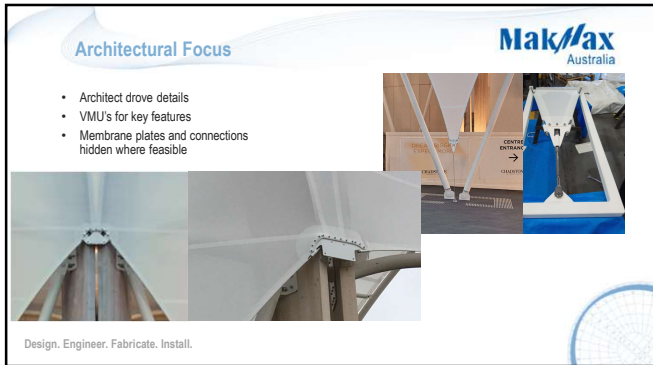
- Arched struts recessed behind fabric
- Ties between column legs
- Sharing of connection points – install complexity

Design. Engineer. Fabricate. Install.


12



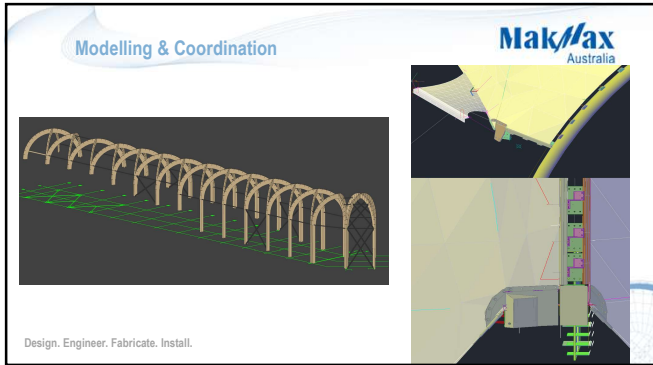
13



14



15




16



17



18



19




20



21



22




23



24



25




26




27




28




29



30



31



32



33

 An advertisement for MakMax Australia. The top half shows a large, circular stadium (Optus Stadium) with a glass and steel facade, reflected in a pond. The text below reads:

MakMax
Australia

Design. Engineer. Fabricate. Install.

MakMax Australia
1300 625 629 | info@makmax.com.au | www.makmax.com.au

Below the text are several small logos, including the Australian Government Coat of Arms and other industry-related symbols.

34